

Victoria's Tourism Investment Monitor

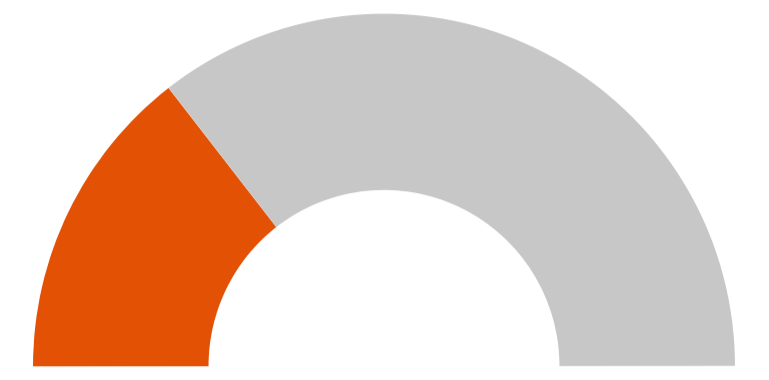
2021-22 results from Tourism Research Australia



\$12.8 BILLION

value of projects \$20m+ in 2021-22

29%



of Australia's total pipeline



45 PROJECTS




4,800[^] ROOMS estimated new

38%

percentage of \$ value of total VIC projects


Melbourne projects



62%

percentage of \$ value of total VIC projects

Regional projects



Aviation



Arts, Recreation & Business Services

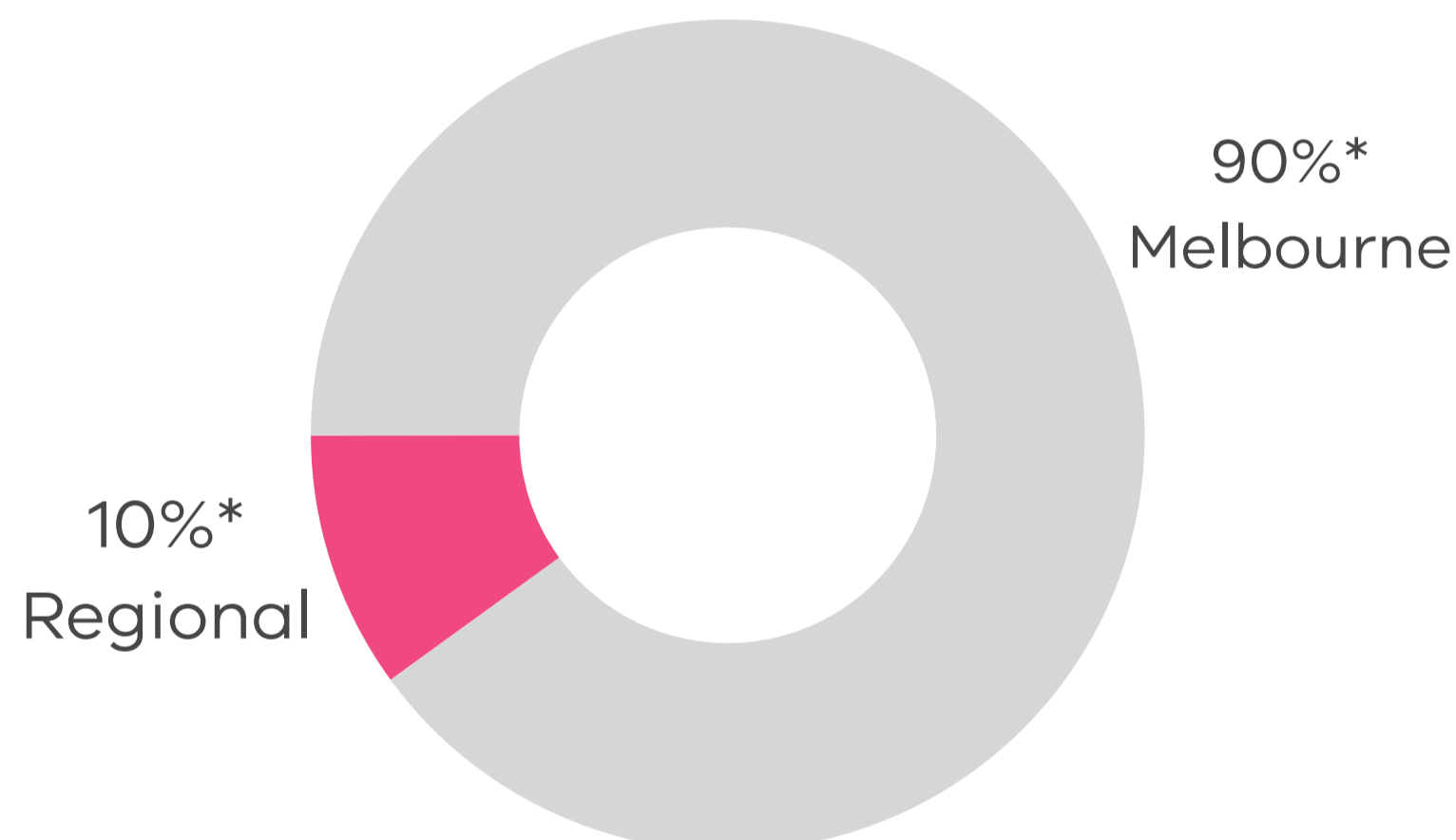


Accommodation



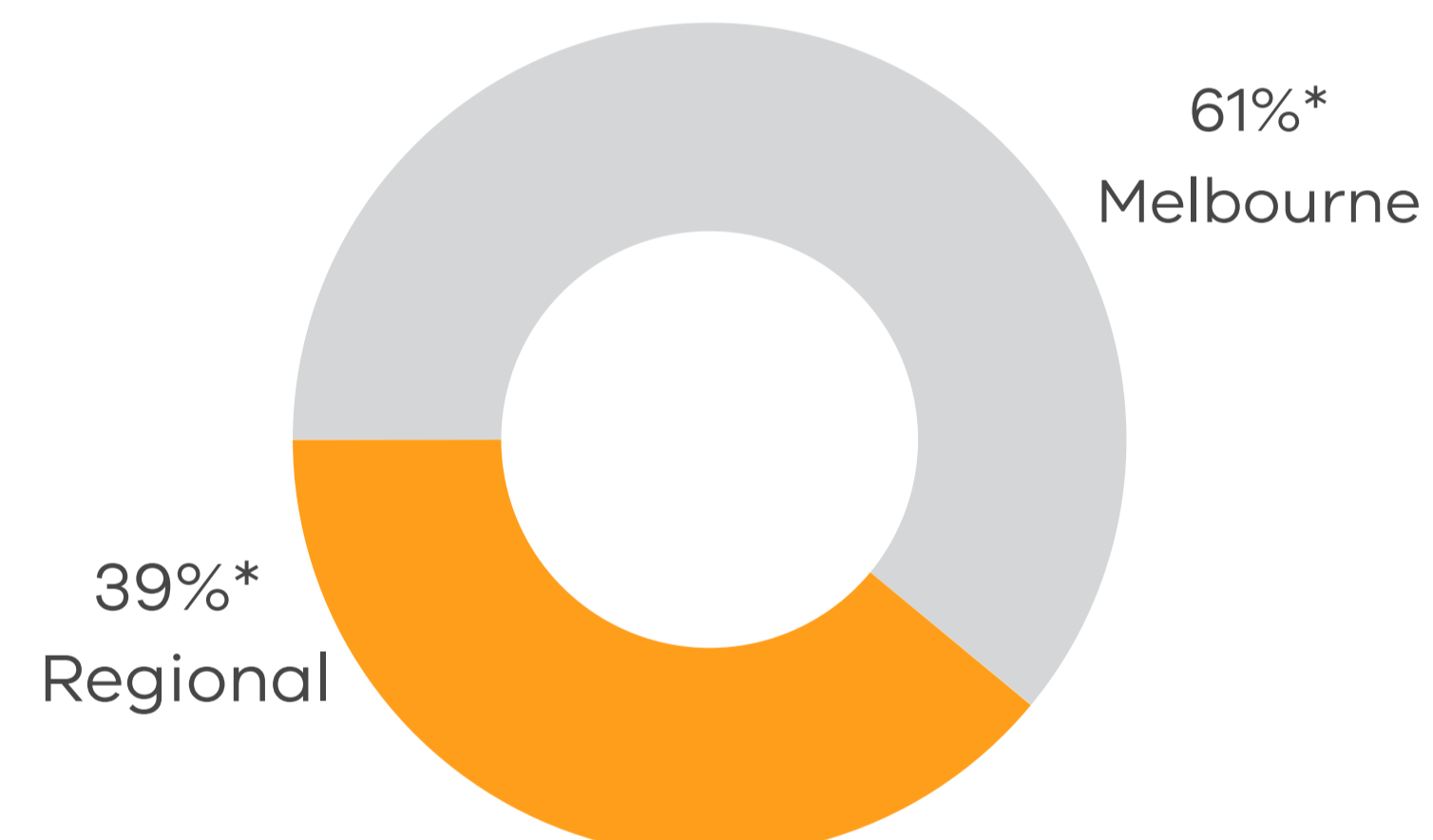
\$8.5 billion value in aviation projects

66%



\$2.7 billion value in arts recreation & business services projects

21%



\$1.6 billion value in accommodation projects

12%

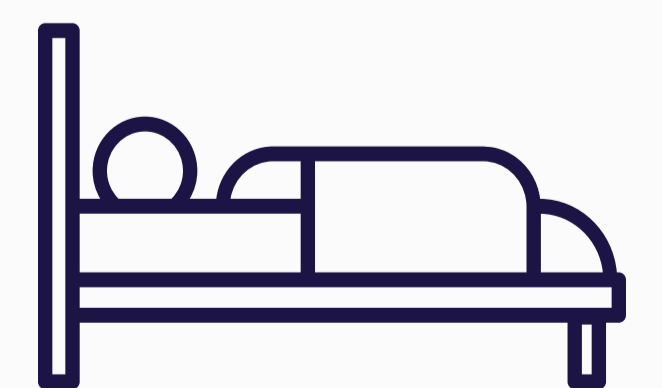
OTHER ACCOMMODATION

To note these mixed use projects sit outside the tourism investment pipeline as they combine tourism and non-tourism components such as residential housing or office/retail space.



MIXED USE
\$17.9 BILLION

41 PROJECTS
estimated new
7,100[^] ROOMS



*percentage \$ value of projects in Victoria.

Source: 2021-22 Tourism Investment Monitor, produced by Tourism Research Australia, February 2023.

Factsheet produced by the Tourism and Events Research Unit, February 2023.

Data is considered correct at the time of publishing. Figures may not add due to rounding.

To note - this report reflects projects worth \$20 million or more and is not an exhaustive list of current or potential development projects and does not account for all tourism investments.

For further information on the methodology please refer to Tourism Research Australia.

[^]The number of rooms is not always available for projects, particularly newly announced projects. Consequently, the estimated number of rooms reported may be underestimated.

Due care is taken in the production of this factsheet, however DJSIR accepts no responsibility for use of this information.



Jobs, Skills,
Industry
and Regions